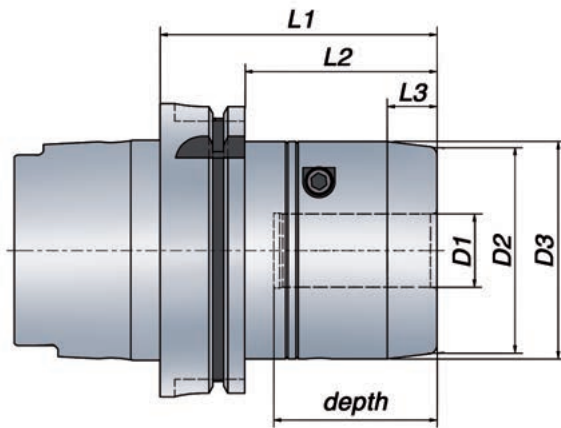


# ETP HYDRO-GRIP® HD

## HSK Form A - DIN 69893



### Metric range

#### Technical Specification HSK form A

HSK size	Part no.	Item description	Dimensions, mm									
			D1	D2	D3	L1	L2	L3	depth	T* Nm	Weight kg	G 2.5 at rpm
63	682150	HG HD-20/HSK63A	20	59	63	96	70	17	52	400 - 535	2.0	25 000
100	682160	HG HD-20/HSK100A	20	59	63	91	62	17	52	400 - 535	3.3	14 000
	682170	HG HD-25/HSK100A	25	70	74	95	66	17	56	740 - 940	3.9	14 000
	682180	HG HD-32/HSK100A	32	76	80	99	70	17	60	1325 - 1670	4.2	14 000

### Inch range

#### Technical Specification HSK form A

HSK size	Part no.	Item description	Dimensions, inch									
			D1	D2	D3	L1	L2	L3	depth	T* ft-lb	Weight kg	G 2.5 at rpm
63	682150-T	HG HD-3/4"/HSK63A	0.750	2.323	2.480	3.780	2.756	0.669	2.047	295 - 395	2.0	25 000
100	682160-T	HG HD-3/4"/HSK100A	0.750	2.323	2.480	3.583	2.441	0.669	2.047	295 - 395	3.3	14 000
	682170-T	HG HD-1"/HSK100A	1.000	2.756	2.913	3.740	2.598	0.669	2.205	546 - 693	3.9	14 000
	682180-T	HG HD-1 1/4"/HSK100A	1.250	2.992	3.150	3.898	2.756	0.669	2.362	977 - 1232	4.2	14 000

\*) T = Min. and Max. transmittable torque using a h6 cylindrical tool, full depth insert. For additional information see section Technical Information.

- From stock
- On request

#### Information:

- Runout accuracy < 0.004 mm at 2.5 x D1 (max. 50 mm)  
≤ 0.00016 inch at 2.5x D1 (max. 1.969 inch)
- Tool shank h6 or h7 can be used
- Center thread, M12x1, for axial length adjustment screw (screw not included) Part no. S042
- Coolant through on all holders
- Bore for data carrier

#### Accessories:

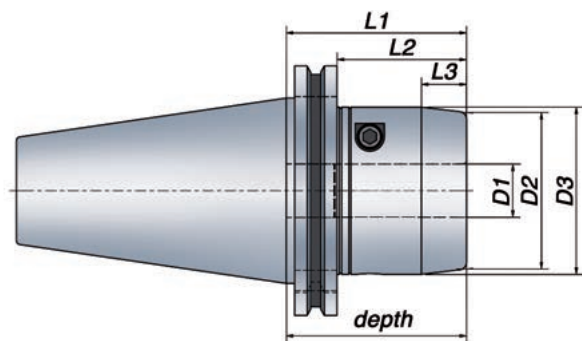
Use preset Torque Wrench, 10 Nm, to ensure correct mounting of tools. Part no. 19052

ETP HYDRO-GRIP HD can be used with reducing sleeves. For additional information see section Accessories.



# ETP HYDRO-GRIP® HD

## ISO Form AD - 7388-1



### Metric range

#### Technical Specification ISO form AD

Taper	Part no.	Item description	Dimensions, mm									
			D1	D2	D3	L1	L2	L3	depth	T* Nm	Weight kg	G 2.5 at rpm
● 40	682190	HG HD-20/ISO40	20	59	63	90	70.9	17	90	400-535	2.1	25 000
● 50	682200	HG HD-20/ISO50	20	59	63	68	48.9	17	68	400-535	3.5	14 000
●	682210	HG HD-25/ISO50	25	70	74	79	59.9	17	79	740-940	4.2	14 000
●	682220	HG HD-32/ISO50	32	76	80	83	63.9	17	83	1325-1670	4.4	14 000

### Inch range

#### Technical Specification ISO form AD

Taper	Part no.	Item description	Dimensions, inch									
			D1	D2	D3	L1	L2	L3	depth	T* ft·lb	Weight kg	G 2.5 at rpm
○ 40	682190-T	HG HD-3/4"/ISO40	0.750	2.323	2.480	3.543	2.791	0.669	3.543	295-395	2.1	25 000
○ 50	682200-T	HG HD-3/4"/ISO50	0.750	2.323	2.480	2.677	1.925	0.669	2.677	295-395	3.5	14 000
○	682210-T	HG HD-1"/ISO50	1.000	2.756	2.913	3.110	2.358	0.669	3.110	546-693	4.2	14 000
○	682220-T	HG HD-1 1/4"/ISO50	1.250	2.992	3.150	3.268	2.516	0.669	3.268	977-1232	4.4	14 000

\*) T = Min. and Max. transmittable torque using a h6 cylindrical tool, full depth insert. For additional information see section Technical Information.

- From stock
- On request

#### Information:

- Runout accuracy < 0.004 mm at 2.5 x D1 (max. 50 mm) ≤ 0.00016 inch at 2.5x D1 (max. 1.969 inch)
- Tool shank h6 or h7 can be used
- Center thread, M12x1, for axial length adjustment screw (screw not included) Part no. S042
- Coolant through on all holders
- Bore for data carrier - available on request

#### Accessories:

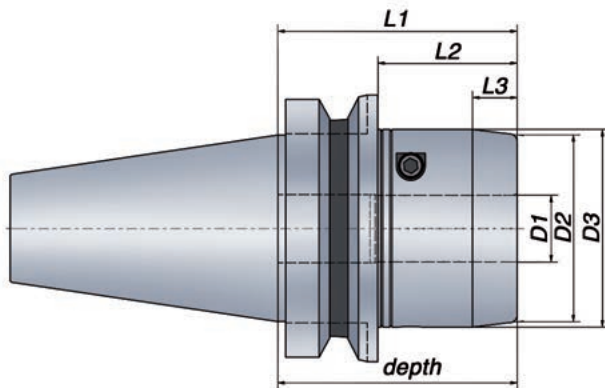
Use preset Torque Wrench, 10 Nm, to ensure correct mounting of tools. Part no. 19052

ETP HYDRO-GRIP HD can be used with reducing sleeves. For additional information see section Accessories.



# ETP HYDRO-GRIP® HD

## BT Form AD - JIS B 6339



### Metric range

#### Technical Specification BT form AD

Taper	Part no.	Item description	Dimensions, mm											
			D1	D2	D3	L1	L2	L3	depth	T* Nm	Weight kg	G 2.5 at rpm		
●	40	682000	HG HD-20/BT40	20	59	63	79			17	79	400-535	2	25 000
●	50	682010	HG HD-20/BT50	20	59	63	87	49	17	87	400-535	4.5	25 000	
●		682020	HG HD-25/BT50	25	70	74	91	53	17	91	740-940	5	14 000	
●		682030	HG HD-32/BT50	32	76	80	95	57	17	95	1325-1670	5.2	14 000	

### Inch range

#### Technical Specification BT form AD

Taper	Part no.	Item description	Dimensions, inch											
			D1	D2	D3	L1	L2	L3	depth	T* ft·lb	Weight kg	G 2.5 at rpm		
○	40	682000-T	HG HD-3/4"/BT40	0.750	2.323	2.480	3.110			0.669	3.110	295-395	2	25 000
○	50	682010-T	HG HD-3/4"/BT50	0.750	2.323	2.480	3.425	1.929	0.669	3.425	295-395	4.5	25 000	
○		682020-T	HG HD-1"/BT50	1.000	2.756	2.913	3.583	2.087	0.669	3.583	546-693	5	25 000	
○		682030-T	HG HD-1 1/4"/BT50	1.250	2.992	3.150	3.740	2.244	0.669	3.740	977-1232	5.2	25 000	

\*) T = Min. and Max. transmittable torque using a h6 cylindrical tool. full depth insert. For additional information see section Technical Information.

- From stock
- On request

#### Information:

- Runout accuracy  $\leq 0.004$  mm at  $2.5 \times D1$  (max. 50 mm),  $\leq 0.00016$  inch at  $2.5 \times D1$  (max. 1.969 inch)
- Tool shank h6 or h7 can be used
- Center thread, M12x1, for axial length adjustment screw (screw not included) Part no. S042
- Coolant through on all holders
- Bore for data carrier - available on request

#### Accessories:

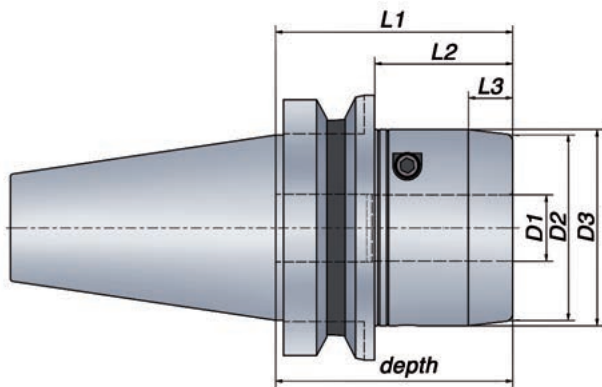
Use preset Torque Wrench, 10 Nm, to ensure correct mounting of tools. Part no. 19052.

ETP HYDRO-GRIP HD can be used with reducing sleeves. For additional information see section Accessories.



# ETP HYDRO-GRIP® HD

## BT Form AD - JIS B 6339 Dual Contact



### Metric range

#### Technical Specification BT form AD Dual Contact

Taper	Part no.	Item description	Dimensions, mm									
			D1	D2	D3	L1	L2	L3	depth	T* Nm	Weight kg	G 2.5 at rpm
40	682300	HG HD-20/DC-BT40	20	59	63	91		17	91	400-535	2.2	25 000

### Inch range

#### Technical Specification BT form AD Dual Contact

Taper	Part no.	Item description	Dimensions, inch									
			D1	D2	D3	L1	L2	L3	depth	T* ft-lb	Weight kg	G 2.5 at rpm
40	682300-T	HG HD-3/4"/DC-BT40	0.750	2.323	2.480	3.583		0.669	3.583	295-395	2.2	25 000

\*) T = Min. and Max. transmittable torque using a h6 cylindrical tool. full depth insert. For additional information see section Technical Information.

- From stock
- On request

#### Information:

- Runout accuracy  $\leq 0.004$  mm at  $2.5 \times D1$  (max. 50 mm),  $\leq 0.00016$  inch at  $2.5 \times D1$  (max. 1.969 inch)
- Tool shank h6 or h7 can be used
- Center thread, M12x1, for axial length adjustment screw (screw not included) Part no. S042
- Coolant through on all holders
- Bore for data carrier - available on request

#### Accessories:

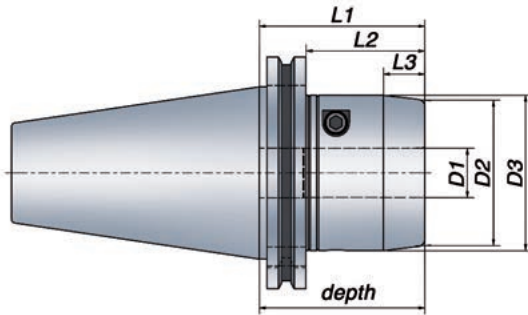
Use preset Torque Wrench, 10 Nm, to ensure correct mounting of tools. Part no. 19052.

ETP HYDRO-GRIP HD can be used with reducing sleeves.  
For additional information see section Accessories.



# ETP HYDRO-GRIP® HD

## CAT Form AD/B - ASME B5.50



### Metric range

#### Technical Specification CAT form AD/B

Taper	Part no.	Item description	Dimensions, mm									
			D1	D2	D3	L1	L2	L3	depth	T* Nm	Weight kg	G 2.5 at rpm
● 40	682110	HG HD-20/CAT40	20	59	63	90	70.95	17	90	400-535	2	25 000
	706006	HG HD-25/CAT40	25	70	74	100	80.95	17	56	740 - 940	2.7	25 000
● 50	682120	HG HD-20/CAT50	20	59	63	68	48.95	17	68	400-535	3.6	14 000
	682130	HG HD-25/CAT50	25	70	74	92	72.95	17	92	740-940	4.6	14 000
	682140	HG HD-32/CAT50	32	76	80	97	77.95	17	97	1325-1670	4.8	14 000

### Inch range

#### Technical Specification CAT form AD/B

Taper	Part no.	Item description	Dimensions, inch									
			D1	D2	D3	L1	L2	L3	depth	T* ft-lb	Weight kg	G 2.5 at rpm
● 40	682110-T	HG HD-3/4"/CAT40	0.750	2.323	2.480	3.543	2.793	0.669	3.543	295-395	2	25 000
	706006-T	HG HD-1"/CAT40	1.000	2.756	2.913	3.937	3.187	0.669	2.205	546 - 693	2.7	25 000
● 50	682120-T	HG HD-3/4"/CAT50	0.750	2.323	2.480	2.677	1.927	0.669	2.677	295-395	3.6	14 000
	682130-T	HG HD-1"/CAT50	1.000	2.756	2.913	3.622	2.872	0.669	3.622	546-693	4.6	14 000
	682140-T	HG HD-1 1/4"/CAT50	1.250	2.992	3.150	3.819	3.069	0.669	3.819	977-1232	4.8	14 000

\*) T = Min. and Max. transmittable torque using a h6 cylindrical tool, full depth insert. For additional information see section Technical Information.

● From stock  
○ On request

#### Information:

- Runout accuracy  $\leq 0.004$  mm at  $2.5 \times D1$  (max. 50 mm),  $\leq 0.00016$  inch at  $2.5 \times D1$  (max. 1.969 inch)
- Tool shank h6 or h7 can be used
- Center thread, M12x1, for axial length adjustment screw (screw not included). Part no. S042
- Coolant through on all holders
- Bore for data carrier - available on request

#### Accessories:

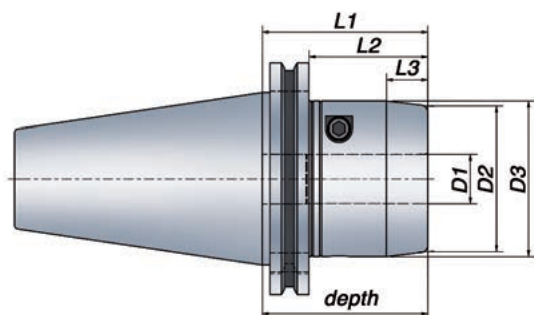
Use preset Torque Wrench, 10 Nm, to ensure correct mounting of tools. Part no. 19052.

ETP HYDRO-GRIP HD can be used with reducing sleeves. For additional information see section Accessories.



# ETP HYDRO-GRIP® HD

## CAT Form AD/B - ASME B5.50 Dual Contact



### Metric range

#### Technical Specification CAT form AD/B Dual Contact

Taper	Part no.	Item description	Dimensions, mm							depth	T* Nm	Weight kg	G 2.5 at rpm
			D1	D2	D3	L1	L2	L3					
40	682350	HG HD-20/DC-CAT40	20	59	63	90	70.95	17	90	400-535	2	25 000	

### Inch range

#### Technical Specification CAT form AD/B Dual Contact

Taper	Part no.	Item description	Dimensions, inch							depth	T* ft-lb	Weight kg	G 2.5 at rpm
			D1	D2	D3	L1	L2	L3					
40	682350-T	HG HD-3/4"/DC-CAT40	0.750	2.323	2.480	3.543	2.793	0.669	3.543	295-395	2	25 000	

\*) T = Min. and Max. transmittable torque using a h6 cylindrical tool, full depth insert. For additional information see section Technical Information.

- From stock
- On request

#### Information:

- Runout accuracy  $\leq 0.004$  mm at  $2.5 \times D1$  (max. 50 mm),  
 $\leq 0.00016$  inch at  $2.5 \times D1$  (max. 1.969 inch)
- Tool shank h6 or h7 can be used
- Center thread, M12x1, for axial length adjustment screw (screw not included).  
Part no. S042
- Coolant through on all holders
- Bore for data carrier - available on request

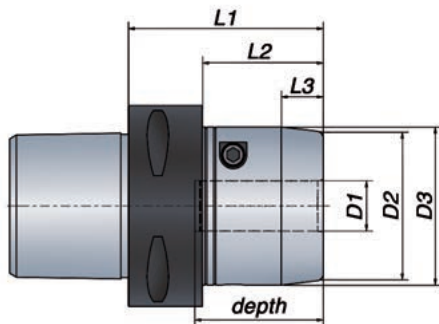
#### Accessories:

Use preset Torque Wrench, 10 Nm, to ensure correct mounting of tools. Part no. 19052.

ETP HYDRO-GRIP HD can be used with reducing sleeves.  
For additional information see section Accessories.



# ETP HYDRO-GRIP® HD PSK Form - ISO 26623-1



## Metric range

### Technical Specification PSK form

Coupling size	Part no.	Item description	Dimensions, mm										
			D1	D2	D3	L1	L2	L3	depth	T* Nm	Weight kg	G 2.5 at rpm	
● C5	682040	HG HD-20/C5	20	59	63	79	59	17	52	400-535	1.6	25 000	
● C6	682050	HG HD-20/C6	20	59	63	73		17	52	400-535	1.8	25 000	
●	682060	HG HD-25/C6	25	70	74	80	58	17	56	740-940	2.4	25 000	
●	682070	HG HD-32/C6	32	76	80	86	64	17	60	1325-1670	2.8	25 000	
● C8	682080	HG HD-20/C8	20	59	63	79	49	17	52	400-535	2.8	14 000	
●	682090	HG HD-25/C8	25	70	74	83	53	17	56	740-940	3.3	14 000	
●	682100	HG HD-32/C8	32	76	80	87		17	60	1325-1670	3.5	14 000	

## Inch range

### Technical Specification PSK form

Coupling size	Part no.	Item description	Dimensions, inch										
			D1	D2	D3	L1	L2	L3	depth	T* ft-lb	Weight kg	G 2.5 at rpm	
○ C5	682040-T	HG HD-3/4"/C5	0.750	2.323	2.480	3.110	2.323	0.669	2.047	295 - 395	1.6	25 000	
● C6	682050-T	HG HD-3/4"/C6	0.750	2.323	2.480	2.874		0.669	2.047	295 - 395	1.8	25 000	
○	682060-T	HG HD-1"/C6	1.000	2.756	2.913	3.150	2.283	0.669	2.205	546 - 693	2.4	25 000	
●	682070-T	HG HD-1 1/4"/C6	1.250	2.992	3.150	3.386	2.520	0.669	2.362	977 - 1232	2.8	25 000	
○ C8	682080-T	HG HD-3/4"/C8	0.750	2.323	2.480	3.110	1.929	0.669	2.047	295 - 395	2.8	14 000	
○	682090-T	HG HD-1"/C8	1.000	2.756	2.913	3.268	2.087	0.669	2.205	546 - 693	3.3	14 000	
●	682100-T	HG HD-1 1/4"/C8	1.250	2.992	3.150	3.425		0.669	2.362	977 - 1232	3.5	14 000	

\*) T = Min. and Max transmittable torque using a h6 cylindrical tool, full depth insert. For additional information see section Technical Information.

- From stock
- On request

#### Information:

- Runout accuracy  $\leq 0.004$  mm at  $2.5 \times D1$  (max. 50 mm),  $\leq 0.00016$  inch at  $2.5 \times D1$  (max. 1.969 inch)
- Tool shank h6 or h7 can be used
- Center thread, M12x1, for axial length adjustment screw (screw not included) Part no. S042
- Coolant through on all holders
- Bore for data carrier - available on request

#### Accessories:

Use preset Torque Wrench, 10 Nm, to ensure correct mounting of tools. Part no. 19052.

ETP HYDRO-GRIP can be used with reducing sleeves. For additional information see section Accessories.

